



EXTERNALLY REGENERATED CONDENSATE POLISHING TECHNOLOGY

Superior resin separation efficiency

Allows Ammonium form operation

Two vessel system

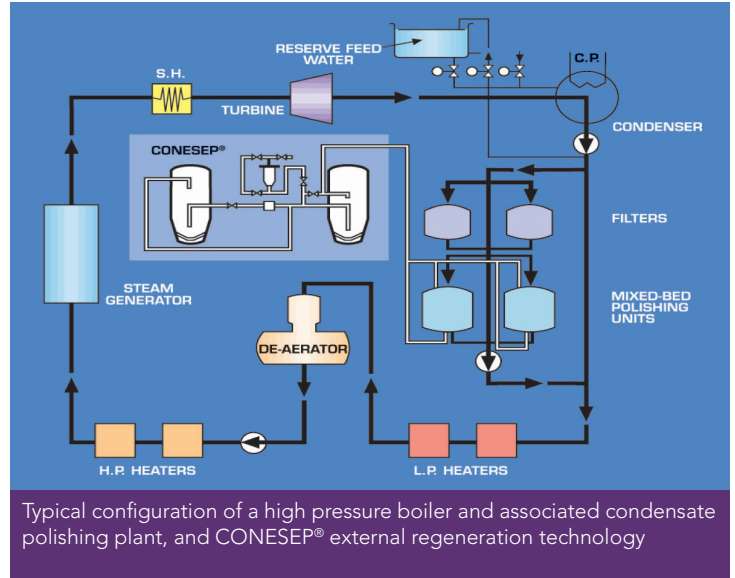
Reliable operation, with over 150 installations

No inert resin required



**Highest quality
condensate reduces
corrosion!**

CONESSEP® TECHNOLOGY



CONESep® INSTALLATIONS

WORLD LEADING RESIN SEPARATION

THE PROBLEM

The modern power station, operating with condensing type turbines, normally has a make-up rate of less than 3% total boiler evaporation. During normal operation the make-up can often be less than 1%.

When a generating set is started up (either during commissioning or after any subsequent shut-down, and particularly in multi-shifting stations) the production of corrosive products contaminates the condensate return. Contaminants can be in both suspended and soluble form. Contamination of condensate can also occur in cases of condenser leakage, allowing relatively high TDS cooling water ingress.

Deionisation techniques are applied to polish a portion of or the total boiler-feed flow, removing any solids from either of the contamination sources listed above.

Because of the general low order of solids to be removed, and the extremely large volumes of water to be treated, these de-ionization plants are designed to operate at very high flow rates.

THE SOLUTION: CONESep® EXTERNAL REGENERATION TECHNOLOGY

Deionisation at high flow rates presents challenges for the design of a suitable internal distribution system, particularly considering the very large ratio that would have to exist between the normal high operating flow and the necessary resin regeneration flow. The CONESep system is designed to transfer ion exchange resins from the service polishing unit to entirely separate vessels for regeneration. The process is reversed when the resin is fully regenerated, transferring it back into the service unit.

The plant arrangement ensures there is no chance of any regenerant accidentally entering the boiler-feed system, allowing for the optimal design of the service and regeneration vessels.

CONESep "S" – WORLD LEADING RESIN SEPARATION TECHNOLOGY

Resin separation is key to condensate polishing system performance. The patented CONESep system has been supplied as part of the Condensate Polishing Plants (CPP) to power plants worldwide, and Ovivo is proud to continue this heritage.

Years of experience operating in over 80 installations have demonstrated that the unique design of the CONESep technology outperforms all other systems in the elimination of resin cross-contamination. This allows for consistent operation in the ammonia cycle and a fully oxygenated regime, where control of sulfate and chloride ions to the lowest practicable levels is paramount to the integrity of the complete steam cycle.



CONESSEP PACKAGES

RESIN SEPARATION/ANION
REGENERATION VESSEL

CATION REGENERATION/MIX
AND HOLD VESSEL

RESIN INTERFACE ISOLATOR

INSTRUMENTATION, INCLUDING
CONDUCTIVITY AND OPTICAL
INTERFACE DETECTION UNIT

SERVICE VESSELS DESIGNED TO
ENABLE A 99.9% RESIN REMOVAL
IN TO THE EXTERNAL
REGENERATION SYSTEM

CONESSEP INSTALLATIONS

The CONESSEP design has been widely accepted. Since the first plant was commissioned at Aghada Generating Station in Ireland in 1980, licenses have been granted to other water treatment specialists worldwide. There have been over 150 CONESSEP installations in both thermal and nuclear power plants on all continents. The CONESSEP system has been installed in many different environments, including sub and super critical fossil fuel plants, PWR and AGR nuclear plants.

CONESSEP "R" – RETROFIT OPTION

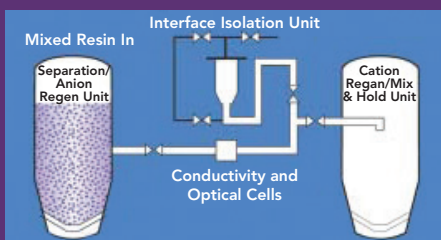
Ovivo can provide superior external regeneration of any existing condensate polishing system by providing the CONESSEP "R" retrofit option, improving performance and giving greater system operation flexibility.

THE CONESSEP "R" PACKAGE INCLUDES:

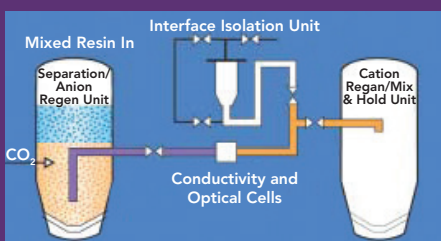
- Resin separation/anion regeneration vessel
- Resin interface isolator
- Instrumentation, including conductivity and optical interface detection probes
- Local control panel, including resin interface detection unit
- On-skid pipework and valves

HOW IT WORKS

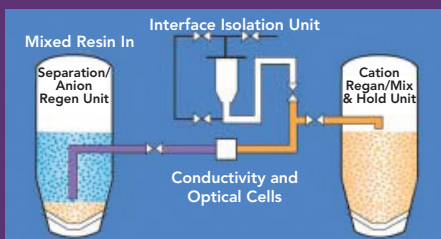
WHOLLY FABRICATED IN THE U.S.A.



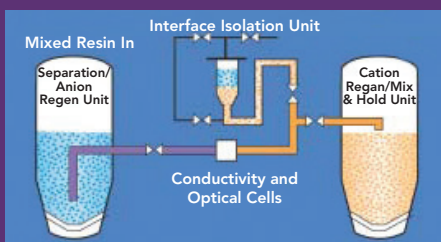
Exhausted, mixed resin is transferred to the resin separation/ anion regeneration vessel. A small amount of mixed resin, isolated during the previous regeneration, is added from the resin isolation pot. The resins are backwashed and air scoured to remove particulates.



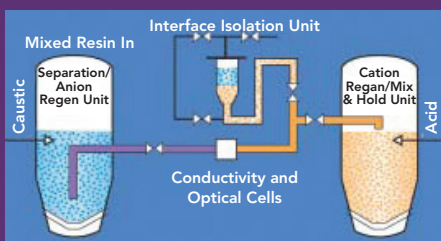
The resin is backwashed again without air scour and the denser cation resin sinks to the bottom of the vessel. The interface is visible through a sight glass in the vessel.



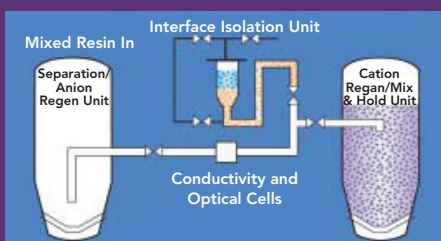
Carbon dioxide is carefully injected into the vessel and the resin transfer line is opened. The cation resin flows into the second vessel. The unique cone design of the vessel bottom gradually reduces the diameter of the resin interface and directs it into the outlet branch.



As the resin interface moves into the transfer line the difference in conductivity between the resins is detected. The transfer line is closed and the small amount of resin in the line is diverted to the interface isolation pot. A backup optical cell detects the interface by color difference in the unlikely event of the conductivity cell failing.



The cation and anion resins are regenerated simultaneously and rinsed to drain. Any cation resin still in the anion is now very dense, and settles at the bottom of the vessel. The resin is then transferred to the interface isolation pot to achieve the quoted cross-contamination levels.



The regenerated anion resin is transferred to the cation regeneration/mix and hold vessel, the two resins are rinsed to final quality, and then transferred back to the next available polisher service vessel.

CONESEP® BENFITS

HOW WE CREATE VALUE

- The CONESEP system is an externally regenerated technology that fully isolates the resin regeneration process and chemicals from the condensate lines
- Full flexibility in resin ratio employed
- One CONESEP system can service a number of service polishers
- Allows for a spare charge of resin to be transferred back into the service vessel as soon as the exhausted resin is removed, to minimize polishing down time
- High resin separation efficiency: anion resin in cation resin < 0.1%; cation resin in anion resin < 0.1%
- The CONESEP system does not require inert resins or 3-bed systems to achieve high resin separation levels. Only 2 vessels are needed
- Resin separation process can be monitored locally
- The system can be factory-assembled with break down and re-build kept to a minimum
- The CONESEP system can achieve optimum resin separation that is independent of the ratio of anion and cation resins used, enabling different resin types to be used
- Simple procedures for the removal of resin fines
- Resin interface isolated from the transfer of resins back into service



OVIVO®connectSM

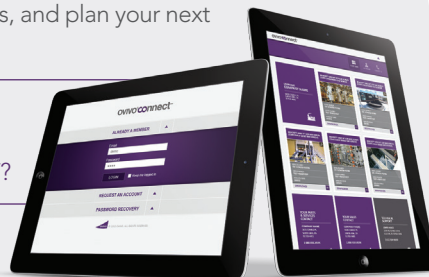
OVIVO® ConnectSM portal is an innovative and intuitive application that allows our customers to use 'SmartTags' installed on our equipment (or a web URL) to access a personalized customer zone. Access your equipment documentation, find contract references, track service logs, manage spare parts, and plan your next maintenance to get the most out of your equipment.

NEED **ACCESS** TO YOUR **O&M MANUAL**?
NEED **SPARE PARTS**?
WANT THE **LATEST TIPS AND NEWS** ON YOUR ASSET?



GET CONNECTED!

ovivo.co



LEARN MORE!
Scan to view online.

© 2016 Ovivo Water. All Rights Reserved



Colchester | +44 1206 756600
Wolverhampton | +44 1902 721212

ovivo.energy@ovivowater.com
ovivowater.com